

USD #116 CONTENT FILTER BYPASS INSTRUCTIONS

The Technology Team thanks everyone for your patience while we are continuing to work with our new content filter. Attached are the specific log-in instructions for generating a 60 minute filter bypass. Please note this does NOT unblock all sites. If a site is listed as “Adult” in our content filter, it will continue to be blocked. If you feel the site as been mis-categorized and needs to be reviewed, directions for review are below. Feedback from our users is important as we fine-tune the content filter.

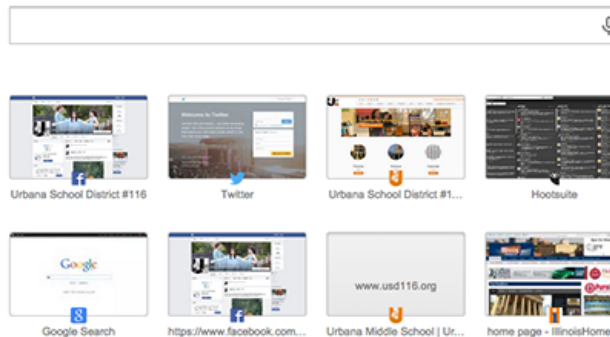
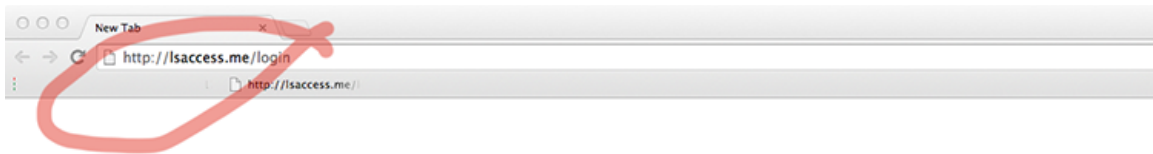
To login for a bypass: please go to <http://saccess.me/login>

Type your user name (ex. jgeigner)

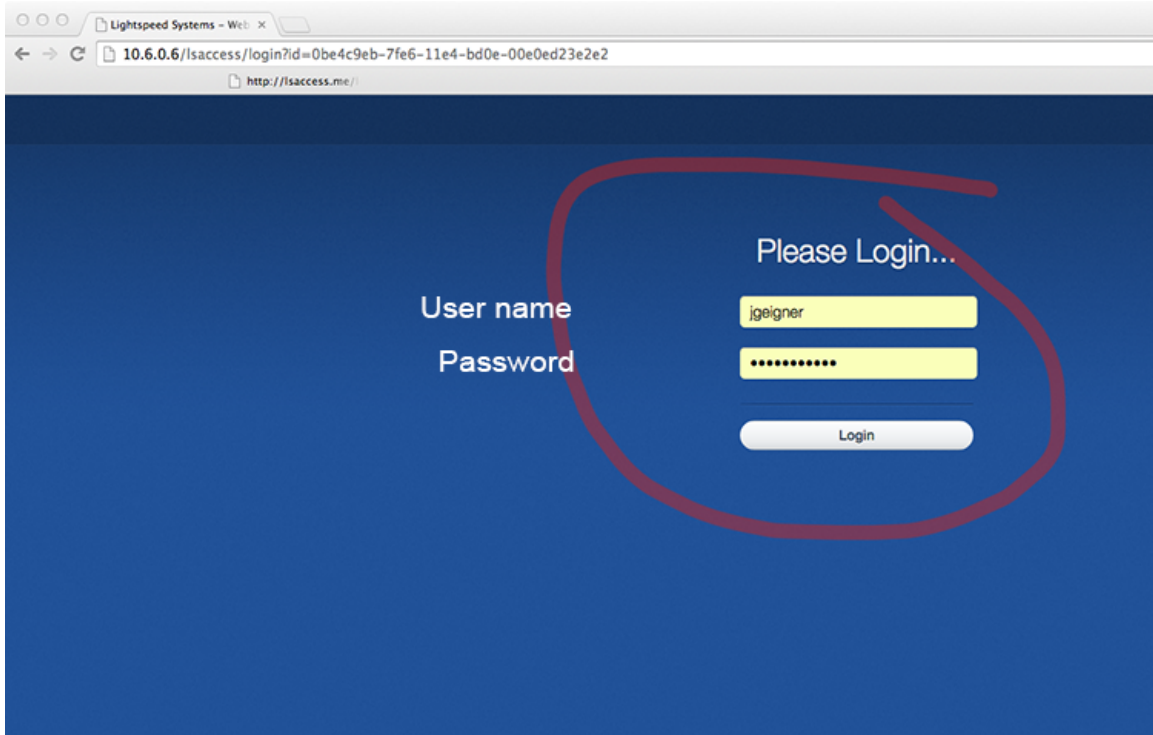
Type your Active Directory password*

*Your AD password should be the password you use to log on to your laptop/desktop machine or, if a MAC user, the password you used for your Exchange/Outlook email. If you are unsure of this password, please contact Jeff Heck at jheck@usd116.org for more information.

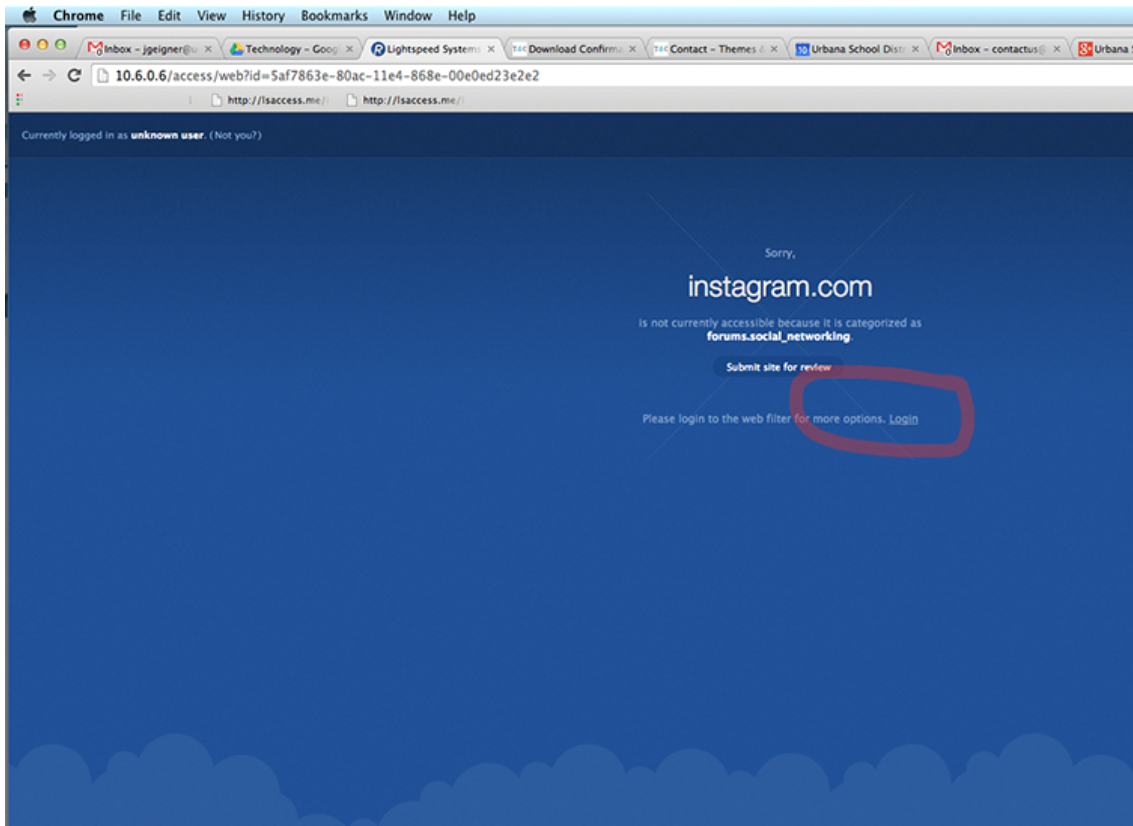
Certain sites such as those labeled social-media require another login. Use the same information as listed above if you are requested to login again.



USD #116 CONTENT FILTER BYPASS INSTRUCTIONS



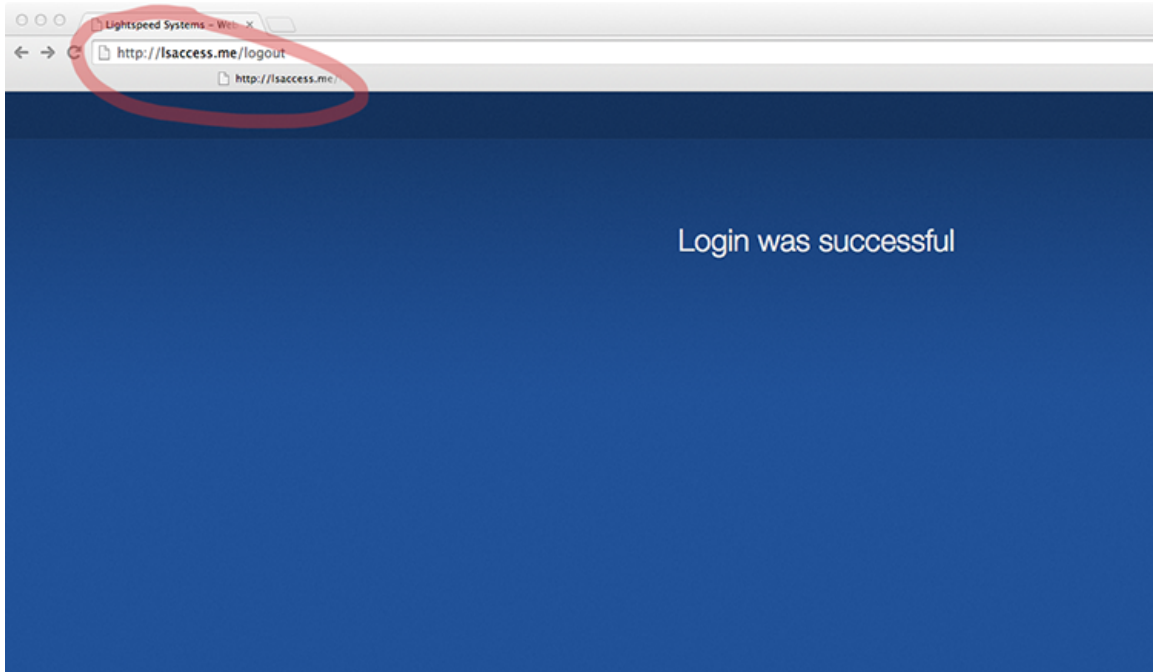
Or, you can login from the block page:



USD #116 CONTENT FILTER BYPASS INSTRUCTIONS

To log off of the filter: please go to <http://lsaccess.me/logout>

Please note: the filter will continue to be active on that machine for the 60 minutes UNLESS you log out of the filter itself.



To submit a site review:

When you encounter a site that you feel should be unblocked for everyone or is mis-categorized, click on the "submit site for review" button on the block page. This will bring up a form asking for your email address and the reason for review. Please provide as much relevant information that you can.

USD #116 CONTENT FILTER BYPASS INSTRUCTIONS

