

ACCOUNT STATEMENT

JANUARY 01, 2013 TO JANUARY 31, 2013

ACCOUNT NAME: CUSCHMANAG

ACCOUNT NUMBER: 1035010664



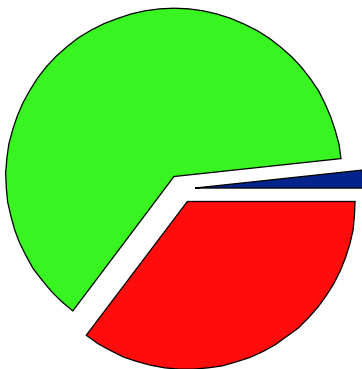
C-U SCHOOLS FOUNDATION
GAIL ROST, EXEC. DIR.
P.O. BOX 1166
CHAMPAIGN, IL 61824-1166




ACCOUNT NAME:	C-U SCHOOLS FDN- MANAGEMENT FUND
ACCOUNT NUMBER:	1035010664
RELATIONSHIP MANAGER:	DEBRA L TRULOCK 217-365-4823 DEBBIE.TRULOCK@BUSEY.COM
INVESTMENT OFFICER:	R SCOTT MACADAM 217-365-4694 SCOTT.MACADAM@BUSEY.COM
SECONDARY CONTACT:	BETTY OWEN 217-365-4823 BETTY.OWEN@BUSEY.COM

FOR YOUR INFORMATION

UPON WRITTEN REQUEST, BUSEY WEALTH MANAGEMENT WILL PROVIDE DETAILED INFORMATION WITH REGARD TO EXECUTED SECURITY TRANSACTIONS. THE DOCUMENTATION WILL INCLUDE THE TIME OF EXECUTION, THE EXECUTION PRICE, NUMBER OF SHARES OR UNITS TRANSACTED, THE NAME OF THE BROKER AND FEES PAID IN CONNECTION WITH THE TRANSACTION.

ASSET ALLOCATION SUMMARY



	MARKET VALUE	PERCENT
 CASH AND EQUIVALENTS	12,138.05	1.8%
 CORE EQUITIES AND SATELLITES	428,410.80	63.0%
 CORE FIXED INCOME	239,784.40	35.2%
Total	680,333.25	100.0%

JANUARY 01, 2013 TO JANUARY 31, 2013

ACCOUNT NAME: CUSCHMANAG

ACCOUNT NUMBER: 1035010664

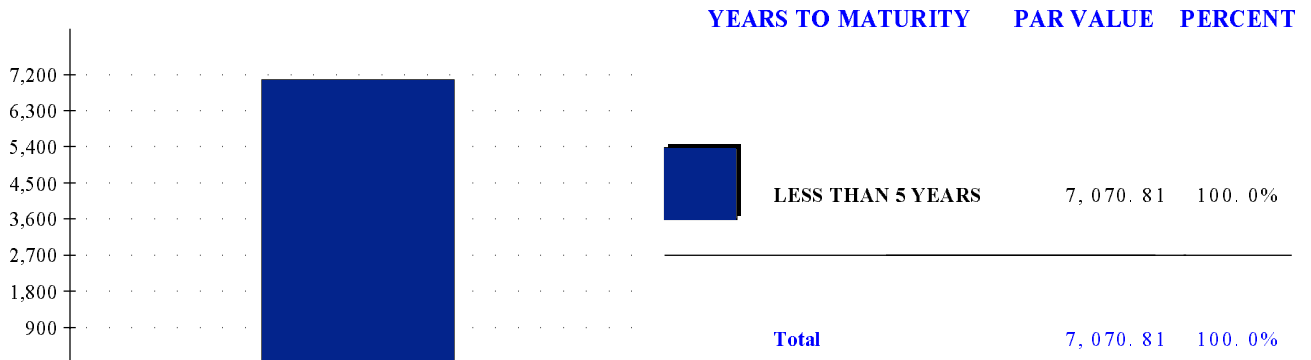
ACTIVITY SUMMARY

	THIS PERIOD	YEAR TO DATE	REALIZED CAPITAL GAINS / LOSSES	
			THIS PERIOD	YEAR TO DATE
BEGINNING MARKET VALUE	662,458.98	662,458.98		
INVESTMENT INCOME	76.17	76.17		
FEES	165.61-	165.61-		
MISCELLANEOUS	89.44	89.44		
CHANGE IN MARKET VALUE	17,874.27	17,874.27		
ENDING MARKET VALUE	680,333.25	680,333.25		
			TOTAL GAINS / LOSSES	0.00
				0.00

PORTFOLIO DETAIL

DESCRIPTION	MARKET VALUE	TAX COST	EST ANNUAL INCOME/ ACCRUED INC	CURRENT YIELD
CASH AND EQUIVALENTS				
GOLDMAN FED FUND 520.01%	12,138.05	12,138.05	1.21 0.10	0.01
CASH	0.00			
TOTAL CASH AND EQUIVALENTS	12,138.05	12,138.05	1.21 0.10	0.01

BOND MATURITY SUMMARY



AVERAGE TIME TO MATURITY: 0.0 YEARS

CURRENT YIELD: 1.79%

JANUARY 01, 2013 TO JANUARY 31, 2013

ACCOUNT NAME: CUSCHMANAG

ACCOUNT NUMBER: 1035010664

PORTFOLIO DETAIL (CONTINUED)

DESCRIPTION	RATING	PAR VALUE	MARKET VALUE	TAX COST	EST ANNUAL INCOME/ ACCRUED INC	YIELD CURRENT/ MATURITY
CORE FIXED INCOME						
VANGUARD SHORT-TERM GOVERNMENT BOND FUND		2,936.045	59,601.71	59,660.43	205.52	0.34
VANGUARD SHORT-TERM CORPORATE ETF		830.000	66,541.10	65,521.86	1,413.49 106.24	2.12
VANGUARD INTERMEDIATE-TERM CORPORATE BOND ETF		633.000	54,969.72	53,651.75	1,792.02 139.89	3.26
VANGUARD INTERMEDIATE-TERM GOVERNMENT BOND FUND		2,671.761	58,671.87	59,660.43	881.68	1.50
TOTAL CORE FIXED INCOME			239,784.40	238,494.47	4,292.71 246.13	1.79
DESCRIPTION	TICKER	SHARES	MARKET VALUE	TAX COST	EST ANNUAL INCOME/ ACCRUED INC	CURRENT YIELD
CORE EQUITIES AND SATELLITES						
ISHARES RUSSELL 2000 INDEX	IWM	473.000	42,371.34	40,346.90	797.95	1.88
VANGUARD FTSE ALL-WORLD EX-US ETF	VEU	2,034.000	95,313.24	99,421.72	2,735.73	2.87
VANGUARD 500 INDEX SIG	VIFSX	2,547.102	290,726.22	189,407.54	6,008.61	2.07
TOTAL CORE EQUITIES AND SATELLITES			428,410.80	329,176.16	9,542.29 0.00	2.23
GRAND TOTAL ASSETS			680,333.25	579,808.68	13,836.21 246.23	2.03

TRANSACTION DETAIL

DATE	QUANTITY	DESCRIPTION	TRANSACTION TYPE	CASH	COST BASIS
01/01/13		BEGINNING BALANCE		0.00	579,898.12

JANUARY 01, 2013 TO JANUARY 31, 2013

ACCOUNT NAME: CUSCHMANAG

ACCOUNT NUMBER: 1035010664

TRANSACTION DETAIL (CONTINUED)

DATE	QUANTITY	DESCRIPTION	TRANSACTION TYPE	CASH	COST BASIS
INCOME					
DIVIDENDS					
01/31/13		DIVIDEND ON 2,936.045 SHS VANGUARD SHORT-TERM GOVERNMENT BOND FUND AT .005 PER SHARE PAYABLE 01/31/2013 EX DATE 01/30/2013	DIVIDEND	14.68	
01/31/13		DIVIDEND ON 2,671.761 SHS VANGUARD INTERMEDIATE-TERM GOVERNMENT BOND FUND AT .023 PER SHARE PAYABLE 01/31/2013 EX DATE 01/30/2013	DIVIDEND	61.45	
TOTAL DIVIDENDS				76.13	0.00
INTEREST - TAXABLE					
01/02/13		INTEREST ON GOLDMAN FED FUND 520 .01% PAYABLE 01/02/2013 TAX EFFECTIVE 12/31/2012	INTEREST RCVD	0.04	
TOTAL INTEREST - TAXABLE				0.04	0.00
TOTAL INCOME				76.17	0.00
DISTRIBUTIONS					
FEES					
01/15/13		FEE TO BUSEY TRUST COMPANY FOR THE PERIOD ENDING 12/31/2012	DISBURSEMENT	165.61-	
TOTAL FEES				165.61-	0.00
TOTAL DISTRIBUTIONS				165.61-	0.00
01/31/13	89.440-	NET CASH MANAGEMENT	NET CASH MGMT	89.44	89.44-
TOTAL				89.44	89.44-
01/31/13		ENDING BALANCE		0.00	579,808.68